
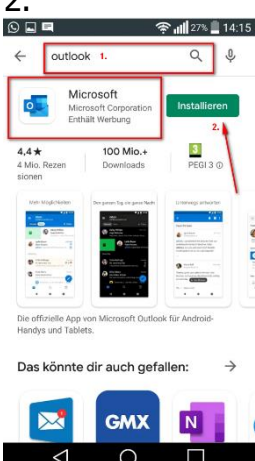
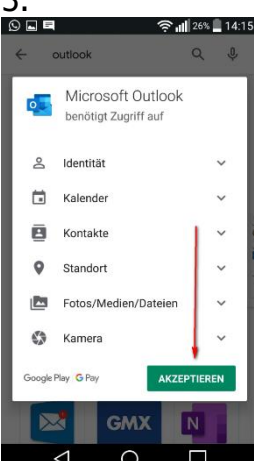
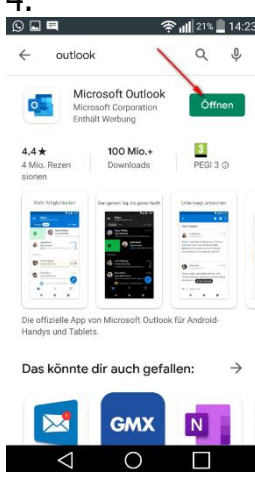

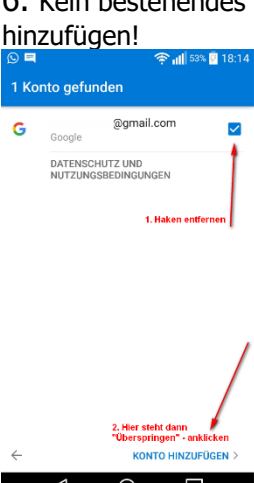
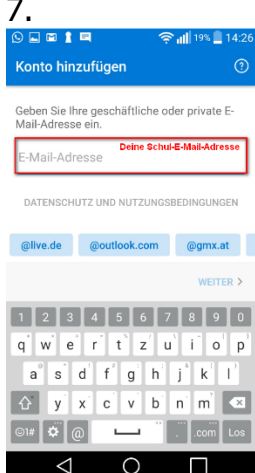

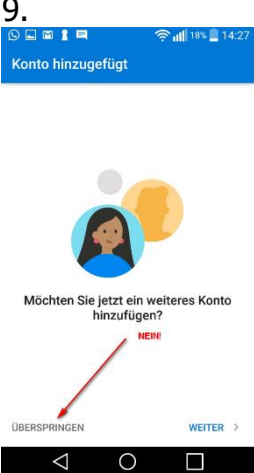


Anleitung für Android: Ich schlage vor, **Outlook** aus dem Play Store zu installieren ...

<p>1.</p> 	<p>2.</p> 	<p>3.</p> 
<p>4.</p> 	<p>5.</p> 	<p>6. Kein bestehendes Konto hinzufügen!</p> 
<p>7.</p> 	<p>8.</p> 	<p>9.</p> 
<p>10.</p> 